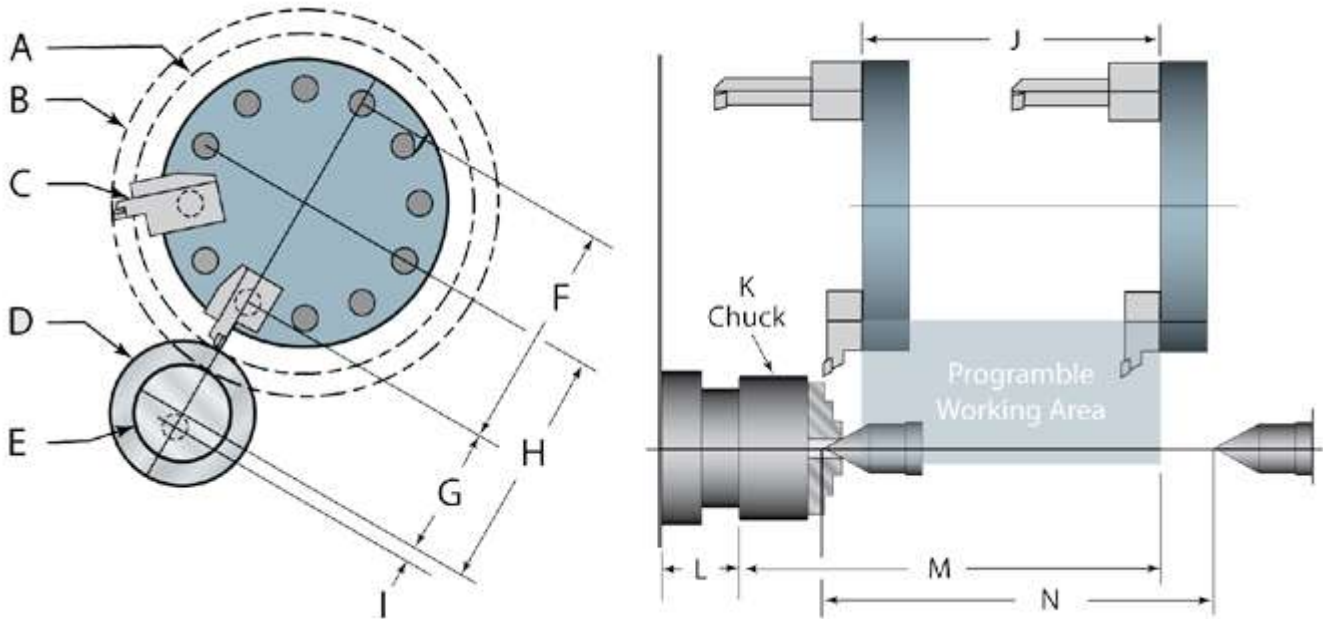


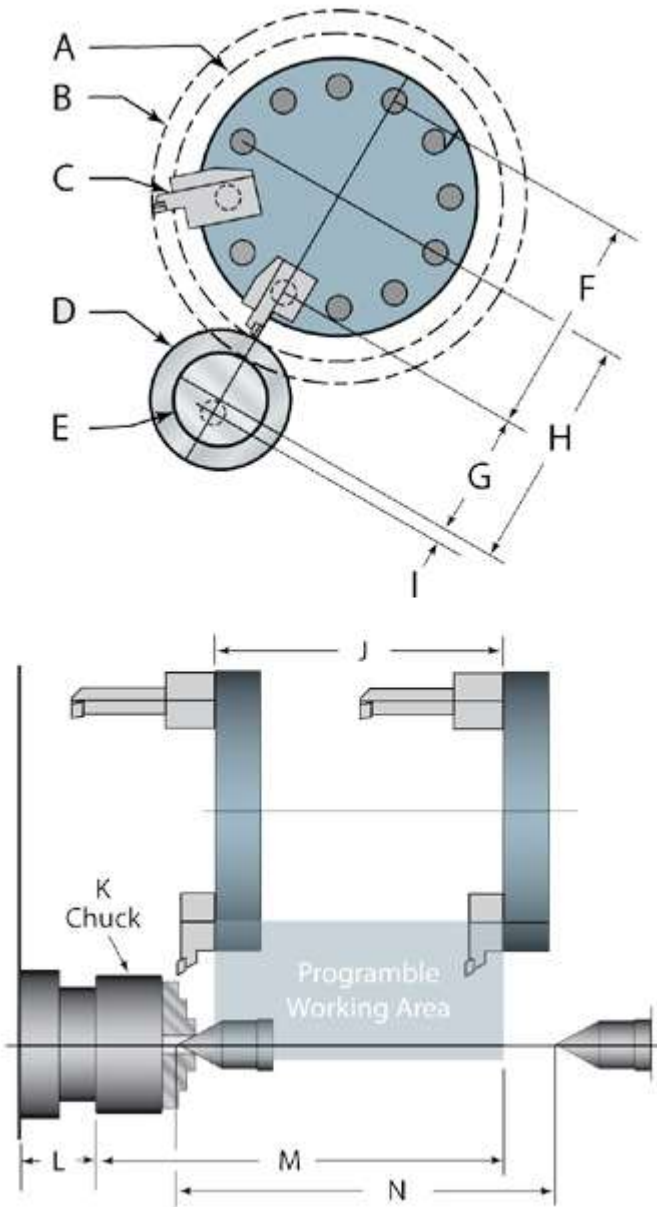
TORNADO T Series CNC - Turret/Tooling Dimensions

T2, T4, T6M, T8, T10 & T10M



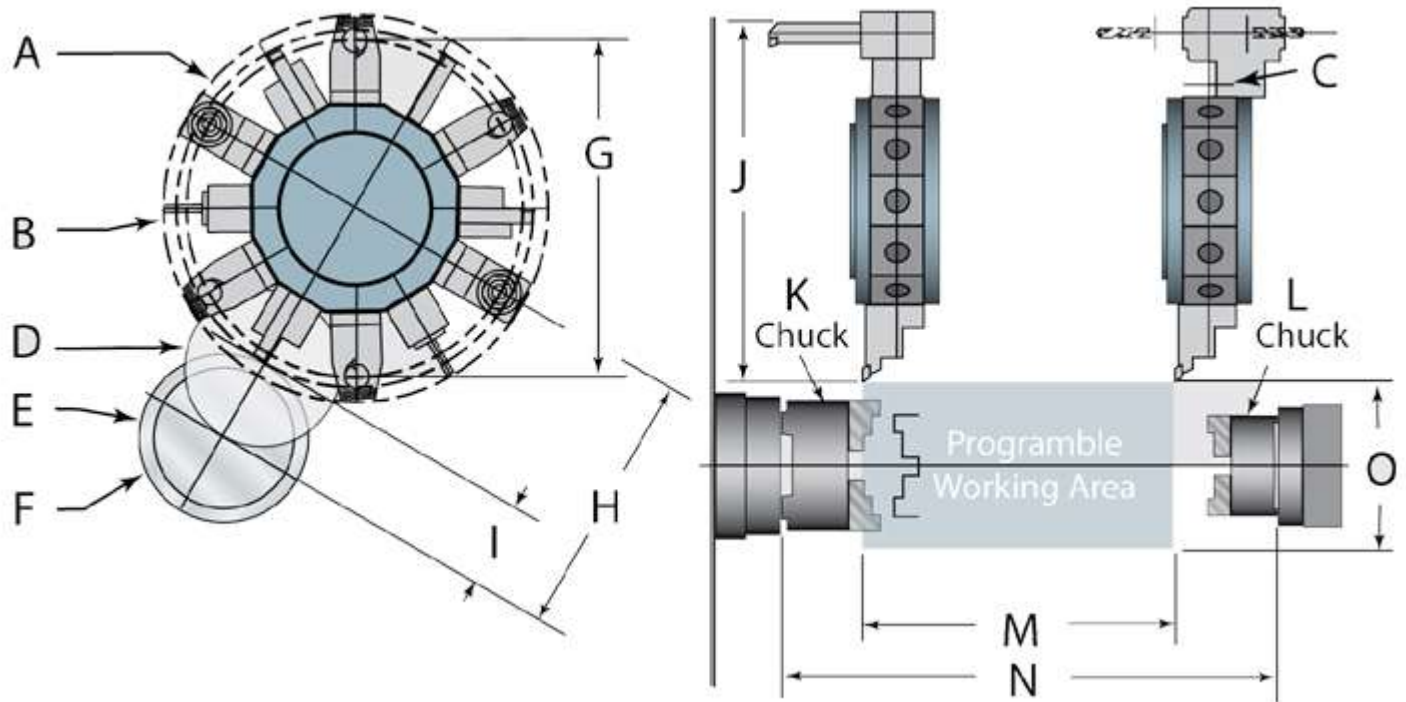
Model	T2	T4	T6M	T8	T10	T10M
Standard Tool A	15.75" (400mm)	15.75" (400mm)	16.38" (476mm)	18.35" (466mm)	20.71" (526mm)	20.31" (516mm)
Extended Tool B	17.91" (455mm)	17.91" (455mm)	18.74" (476mm)	20.94" (532mm)	23.31" (592mm)	22.91" (582mm)
VDI Tooling C	#30	#30	#30	#40	#40	#40
Max. Standard Tool D	6.69" (170mm)	9.06" (230mm)	9.06" (230mm)	10.23" (260mm)	7.07" (179.5mm)	7.26" (184.5mm)
Max. Extended Tool E	4.53" (115mm)	6.89" (175mm)	6.1" (155mm)	7.64" (194mm)	5.77" (146.5mm)	5.96" (151.5mm)
F	10.63" (270mm)	10.63" (270mm)	11.81" (300mm)	13.39" (340mm)	15.75" (400mm)	15.35" (390mm)
G	5.91" (150mm)	7.09" (180mm)	6.5" (165mm)	7.6" (193mm)	9.56" (242.5mm)	9.74" (247.5mm)
H	11.22" (285mm)	12.4" (315mm)	12.4" (315mm)	14.29" (363mm)	17.42" (442.5mm)	17.42" (442.5mm)
I	1.06" (27mm)	1.06" (27mm)	1.06" (27mm)	1.65" (42mm)	1.08" (27.5mm)	1.08" (27.5mm)
Work Travel J	13.78" (350mm)	17.72" (450mm)	17.72" (450mm)	21.26" (540mm)	23.62" (600mm)	23.62" (600mm)
Chuck K	6.7" (170mm)	6.7" (170mm)	6.7" (170mm)	8.27" (210mm)	10" (265mm)	10" (265mm)
L	3.7" (94mm)	3.7" (94mm)	3.5" (89mm)	2.05" (52mm)	2.36" (60mm)	2.36" (60mm)
M	19.49" (495mm)	23.43" (595mm)	23.62" (600mm)	27.36" (695mm)	27.8" (706mm)	27.8" (706mm)
Tailstock Body Travel N	21.26" (540mm)	21.26" (540mm)	21.26" (540mm)	23.62" (600mm)	23.62" (600mm)	23.62" (600mm)

T8M



Model	T8M
Standard Tool A	19.52" (496mm)
Extended Tool B	22.13" (562mm)
VDI Tooling C	#40
Max. Dia. Std. Holder Inner Position D	11.42" (290mm)
Max. Dia. Std. Holder Outer Position D1	9.05" (230mm)
Max. Extended Tool E	6.44" (164mm)
F	14.57" (370mm)
F1	12.2" (310mm)
G	7.01" (178mm)
H	14.29" (363mm)
I	2.24" (56.9mm)
Work Travel J	21.26" (540mm)
Chuck K	8.26" (210mm)
L	2.05" (52mm)
M	27.36" (695mm)
Tailstock Body Travel N	23.62" (600mm)
O	3.66" (93mm)
P	5.74" (146mm)

T6MS, T8MS & T8MSY



Model	T6MS	T8MS	T8MSY
Tool Tip Swing Over Cover A	19.88" (505mm)	26.06" (662mm)	19.88" (505mm)
Tool Tip Swing Over Saddle Wing B	18.35" (466mm)	23.77" (544mm)	18.35" (466mm)
VDI Tooling C	#30	#40	#30
To Clear B.Bar D	8.07" (205mm)	9.25" (235mm)	8.07" (205mm)
Max. Turned Diameter E	8.66" (220mm)	11.81" (300mm)	8.66" (220mm)
To Clear Index F	7.28" (185mm)	6.16" (182mm)	7.28" (185mm)
G	17.32" (440mm)	20.47" (520mm)	17.32" (440mm)
H	13.58" (345mm)	16.61" (422mm)	13.58" (345mm)
I	4.92" (125mm)	6.38" (162mm)	4.92" (125mm)
Standard Tooling J	18.5" (470mm)	21.77" (553mm)	18.5" (470mm)
Chuck K	6.7" (170mm)	10" (254mm)	10" (254mm)
Sub. Spindle Chuck L	5.12" (130mm)	6.7" (170mm)	6.7" (170mm)
M	17.72" (450mm)	21.02" (534mm)	21.02" (534mm)
Tailstock Body Travel N	27.09" (450mm)	35.04" (890mm)	35.04" (890mm)
O	8.66" (220mm)	11.81" (299mm)	11.81" (299mm)